



NEW ORLEANS SAINTS @ CAESARS SUPERDOME

SUITE ORDER GUIDE



HOMEPAGE

01 Copy and paste the above Superdome link into your browser.

02 First time users will need to click the "Sign Up" button to create an account. Select your Suite and the event that you are attending. Then select "Go to Menu" First time users will need to click the "Sign Up" button to create an account.

03 By placing an order an account will be made for you. The mobile number must be a phone that you can receive text notifications. As you will receive a text message for confirmation of identity in present and future orders

04 For future orders, you will be able to login to your account and place orders to your suites by selecting "Login" in the upper right, hand corner.

05 By placing an order an account will be made for you. The mobile number must be a phone that you can receive text notifications. As you will receive a text message for confirmation of identity in present and future orders.



Make your arrival stress-free and pre-order food and drinks to be ready for pickup!

[Login](#) or [sign up](#) for a faster checkout or continue as a guest.
Pick your event and tell us where you're sitting to see what's on offer.

Grid List

8/4

Preorder config



Select

SUPERDOME CENTER LOGIN

<https://preorder.tapin2.co/2122>



ITEM SELECTION



Preorder config
August 4
Sec Suite 318 [Edit](#)

Packages

Royal Margarita
\$1.00
Made with Patron Silver Tequila, Prickly Pear Syrup, Organic Agave Nectar, Fresh Lemon and Lime Juices

SD Prix Fixe 1
\$775.00
Roasted White Bean Hummus, Potato Chips & Dip, Muffuletta Sandwich, Hot Dogs, Chicken Caesar Salad, Cheeseburger Sliders, Chicken Wings, Assorted Cookies, Decadent Brownies

SD Prix Fixe 1 **\$775.00**

Roasted White Bean Hummus, Potato Chips & Dip, Muffuletta Sandwich, Hot Dogs, Chicken Caesar Salad, Cheeseburger Sliders, Chicken Wings, Assorted Cookies, Decadent Brownies

- 1 +

ADD \$775.00 TO CART

01 The top menu bar is scrollable from right to left by category. To change categories, click on the category you wish to view.

02 Select the menu items that you would like to order by either pressing "Quick Add" or selecting the product elsewhere. Select your Suite and the event that you are attending. Then select "Go to Menu"

03 To add an item, **CLICK** on the item, adjust the quantity you would like and hit **ADD TO CART**.

04 Once you **CLICK** on the item, it will enlarge and display an item description, dietary restrictions, and other item related details.

05 When everything is in your cart, select "Check Out"



ORDER INFO & REVIEW

Final Step!

Please fill out the form below to submit your order and get your receipt.

Suite Host Name

Alyssa Patterson

Suite Host Mobile

9162516283

Email

apatterson@legends.net

Confirm Email

apatterson@legends.net

Additional Notes

Add any additional information relevant to this order...

Create account using the information entered above?

☐ Yes ☒ No *Account required for managing your order at this event.

Will you be adding orders on the day of the event?

☒ Yes ☐ No

Would you like to add a tip?

15%

18%

20%

Custom Tip

Review Your Cart

Edit Order • DELETE

RC Pre-Fixe 1	1	\$550.00
---------------	---	----------

Subtotal:

\$550.00

Administrative Charge:

\$110.00

Tax:

\$54.46

Tip:

\$82.50

Total:

\$796.96

CSS Preorder Test

May 1

Sec Suite 01-04

Edit

CHOOSE PAYMENT METHOD

After selecting your menu items, you will click CHECK OUT and it will take you to the Final Step! Page. To change categories, click on the category you wish to view.

You will be required to enter your Mobile Number and verify all your information.

All fields listed as a REQUIRED in Red are mandatory fields to fill out prior to hitting "CHOOSE PAYMENT METHOD"

When you enter the Suite Host Phone, a confirmation code pop will appear, if you are not logged in, that will authorize us to text you a confirmation code by selecting "Get Code" or login by email.

When you enter your confirmation code correctly , you will be able to charge all saved credit cards or add new payment.



TERMS OF SERVICE

01 Enter your initials on this "Terms of Service" to approve the Terms of Service Then press "Accept". To change categories, click on the category you wish to view.

02 Press Accept

03 Once that pop up disappears your saved credit cards appear, where you may select the credit card you would like to charge

04 If you are entering your credit card for the first time, the "Payment Methods" will appear where you may enter credit card details

05 To make that credit card a default card, select the "default" checkbox at the bottom.

The image displays three overlapping screenshots from a mobile application's payment interface. The top screenshot shows a 'Terms of Service' pop-up with the text: 'Please accept the terms of service by typing your full name below. CANCELLATION POLICY Should you need to cancel your food and beverage order, please contact the suite catering office, with your cancellation request, at least 24 hours prior to the event.' It includes an 'ACCEPT' button. The bottom-left screenshot shows the 'Payment Information' screen with four saved credit cards. The first card, 'Credit Card #1', is marked as 'Default' with a checked checkbox and shows a Visa card number 'XXXX XXXX XXXX 1003' and expiration date 'Exp 02/27'. The bottom-right screenshot shows the 'Payment Methods' screen for a new card. It contains fields for 'Card Number', 'Expiration' (Month and Year dropdowns), 'Card Security Code' (with a 'what's this?' link), and 'Billing Postal Code'. At the bottom, there is a green 'Save Payment' button and a grey 'Cancel' button. A message at the bottom of this screen says 'Please select the Pay button to save your credit card.'



ORDER CONFIRMATION

Thank you!

Your order is completed and you will receive an e-mail confirmation shortly with additional instructions and contact information.

Enjoy the game!

CSS Preorder Test

May 1 - 1:30AM

Start Over

01

Once you've placed your order, you will be redirected to our confirmation page shown to the right.

02

You will receive an email with copy of your order.

03

Please be sure to review all details of your order to ensure everything is correct. If you need to make any adjustments, log in and update your order before the deadline. After that, you're all set!

04

You may add another order for a different event by selecting "Start Over".

05

You may also review your past and future orders by going to the home page or selecting "Start Over".



PAST/FUTURE ORDERS + RECEIPTS

Make your arrival stress-free and pre-order food and drinks to be ready in your suite!

Pick your event and tell us where you're sitting to see what's on offer.

Grid List

Home

Account

Orders

Invoices

Logout

Saved Orders

Save your order for easy reordering in future events.

All Orders

Orders	Event	Order Date	Total	
☆ 1688578	Preorder CSS Test	July 09, 2024	\$461.36	View Receipt
☆ 1683177	Test	June 27, 2024	\$0.01	View Receipt
1681920	Preorder CSS Test	June 26, 2024	\$0.00	View Receipt
☆ 1681908	Preorder CSS Test	June 26, 2024	\$64.00	View Receipt
☆ 1677960	Preorder CSS Test	June 19, 2024	\$69.11	View Receipt
1677960	Preorder CSS Test	June 25, 2024	\$0.00	View Receipt
☆ 1677960	Preorder CSS Test	June 25, 2024	\$499.20	View Receipt
1678814	Preorder CSS Test	June 21, 2024	\$115.20	View Receipt

01 After logging into your account, you can select “Orders” on the upper right-hand corner.

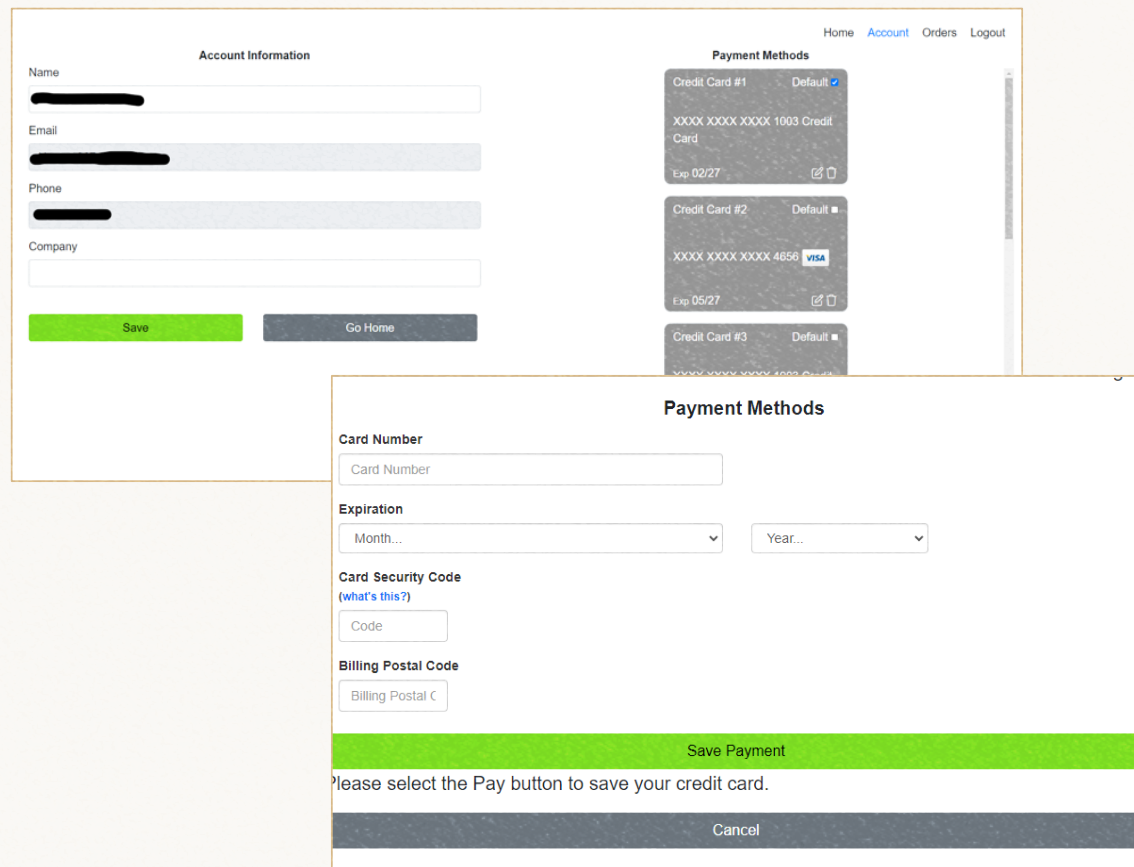
02 You can also go to the home page and “Login” on the upper right-hand corner.

03 Here you will be able to see your receipts and print them out as well by selecting “View Receipt”.

04 On this page, you will see all your past and future orders for review.



PAYMENT MANAGEMENT



The screenshot displays the 'Payment Management' section of a user account. On the left, under 'Account Information', there are input fields for Name, Email, Phone, and Company, followed by 'Save' and 'Go Home' buttons. On the right, under 'Payment Methods', three credit cards are listed: 'Credit Card #1' (Default, with a blue checkmark), 'Credit Card #2' (Default), and 'Credit Card #3' (Default). Below this, a modal form for adding a new card is shown, with fields for Card Number, Expiration (Month/Year), Card Security Code, and Billing Postal Code. A green 'Save Payment' button is at the bottom of the modal, and a grey 'Cancel' button is below it. A note at the bottom of the modal says 'Please select the Pay button to save your credit card.'

01

When you are logged into your account from the home page, select "Account" to manage your information including payment options.

02

The default card has a blue check mark.

03

You may select "Save New Card" to add a credit card to your account.

04

The second pop up will appear where you may enter your credit card credentials to add payment.

05

Make sure to press "Save Payment" when adding payment.



GENERAL NOTES & FAQs

the pre-order deadline is (3) business days prior to any scheduled event. once the pre-order deadline hits, you will be able to order from our day of event menu until 1 day prior to event day. the portal will not let you place an order past the pre-order deadline.

CAN I ORDER FOR MULTIPLE EVENTS?

Yes, you can order for any event that is within the pre-order window.

CAN I UPDATE MY ORDER OR SUITE HOST PRIOR TO AN EVENT?

Yes, you can update the Suite Host and/or order by navigating to your "orders" page and selecting "Edit" on that preorder and updating the contact information accordingly including payment options.

WHAT HAPPENS IF I FORGET MY LOGIN PASSWORD?

You can either sign in using your phone number with a OTP code or select "Forget Password" on the "Login" page

HOW CAN I MANAGE MY PAYMENT METHODS?

Navigate to the event/suite selection page and select "Account" You can then add a credit card using the "Add Credit Card" option or remove saved payments by selecting the "X" next to that card

CAN I ADD A FAVORITE ORDER FOR EASY REORDER?

Yes, you can favorite an order at the event information page and add it to a new tab once you've started an order for a new event.



CONTACT US

if you have any issues accessing your account or need assistance, please reach out to our suites catering team.

OFFICE HOURS

MONDAY-FRIDAY, 9:30AM-5:00PM CT



CONTACT INFORMATION

CARRIE WEAVER
PREMIUM SUITES MANAGER
E: CWEAVER01@LEGENDS.NET
GENERAL SUITE INQUIRIES
E: SUPERDOMESUTIES@LEGENDS.NET
P: (504) 558-6278

***FOR GENERAL INQUIRES,
PLEASE CONTACT US AT:***

superdomesuites@legends.net





FROM ALL OF US AT LEGENDS

THANK YOU

